

ORDINANCE # 0116

**CITY OF HIAWASSEE
2008 COMPREHENSIVE WATER AND/OR SEWER
RATE & CONNECTION FEE ORDINANCE**

AN ORDINANCE AMENDING THE 2006 COMPREHENSIVE WATER AND SEWER RATE ORDINANCE INCLUDING RATE SCHEDULES, CONNECTION FEES AND CHARGES WITHIN THE CITY OF HIAWASSEE AND TO ITS CUSTOMERS; AND FOR OTHER PURPOSES.

Whereas the City of Hiawassee passed and implemented a 2006 Comprehensive Water and Sewer Rate Ordinance (2006 Rate Ordinance), which established the rate schedules, connection fees and charges for the City of Hiawassee to its customers;

Whereas, said Comprehensive Ordinance mandated a two and one-half percent (2.5%) increase per year to meet the costs of inflation and increasing costs to the City for the production of treated water and the treatment of wastewater;

Whereas, the City is additionally facing new state regulations and restrictions on water withdrawal and consumer usage of water and the City anticipates expansion of both its wastewater and water treatment facilities.

Whereas, the City has an aging water and sewer plant and related facilities and equipment which place increasing demands on the City budget and financial resources and now has the need to increase its rates and connection fees by five percent (5%) as anticipated in the 2006 Rate Ordinance.

NOW THEREFORE, BE IT ORDAINED, by the Mayor and City Council of the City of Hiawassee, Georgia and it is hereby ordained, by authority of the same, that this “**2008 COMPREHENSIVE WATER AND/OR SEWER RATE & CONNECTION FEE ORDINANCE**” is hereby adopted and the 2006 Comprehensive Water and Sewer Rate and Connection Fee Ordinance is hereby amended as follows:

“

SECTION 2. RATE SCHEDULE. The following Rate Schedule is hereby adopted as the water and sewer rate schedules for the City of Hiawassee:

Hiwassee 2008 Usage Rates

Service Description	Minimum Bill	Cost per 1000 gallons above 2000 gallon base
Water Inside City		
City Residential Below Booster	\$17.05	\$3.68
City Residential Above Booster	\$19.49	\$3.68
City Commercial-3/4" Meter	\$30.45	\$3.68
City Commercial-1" Meter	\$48.72	\$3.68
City Commercial-1.5" Meter	\$85.26	\$3.68
City Commercial-2" Meter	\$146.16	\$3.68
City Commercial-3" Meter	\$243.60	\$3.68
City Commercial-4" Meter	\$488.25	\$3.68
Sewer Inside City		
City Residential	\$22.45	\$5.99
City Commercial-3/4" Meter	\$59.85	\$5.99
City Commercial-1" Meter	\$89.78	\$5.99
City Commercial-1.5" Meter	\$199.50	\$5.99
City Commercial-2" Meter	\$299.25	\$5.99
City Commercial-3" Meter	\$598.50	\$5.99
City Commercial-4" Meter	\$1,197.00	\$5.99
Water Towns County		
Residential Below Booster	\$20.46	\$4.41
Residential Above Booster	\$23.38	\$4.41
Commercial-3/4" Meter	\$36.54	\$4.41
Commercial-1" Meter	\$58.46	\$4.41
Commercial-1.5" Meter	\$102.31	\$4.41
Commercial-2" Meter	\$175.39	\$4.41
Commercial-3" Meter	\$292.32	\$4.41
Commercial-4" Meter	\$585.90	\$4.41
Sewer Towns County		
Residential	\$26.93	\$7.18
Commercial-3/4" Meter	\$71.82	\$7.18
Commercial-1" Meter	\$107.73	\$7.18
Commercial-1.5" Meter	\$239.40	\$7.18
Commercial-2" Meter	\$359.10	\$7.18
Commercial-3" Meter	\$718.20	\$7.18
Commercial-4" Meter	\$1,436.40	\$7.18

Water North Carolina			
Residential Above Booster		\$29.40	\$4.85
Commercial-3/4" Meter		\$38.37	\$4.85
Commercial-1" Meter		\$61.38	\$4.85
Commercial-1.5" Meter		\$107.43	\$4.85
Commercial-2" Meter		\$184.16	\$4.85
Commercial-3" Meter		\$306.94	\$4.85
Commercial-4" Meter		\$615.20	\$4.85
Sewer North Carolina			
Residential		\$28.28	\$7.54
Commercial-3/4" Meter		\$75.41	\$7.54
Commercial-1" Meter		\$113.12	\$7.54
Commercial-1.5" Meter		\$251.37	\$7.54
Commercial-2" Meter		\$377.06	\$7.54
Commercial-3" Meter		\$754.11	\$7.54
Commercial-4" Meter		\$1,508.22	\$7.54

SECTION 3. CONNECTION FEES FOR NEW CUSTOMERS.

The following Connection Fees are hereby adopted as the connection fees for water and sewer connection for new customers for reserved system capacity for the City of Hiwassee:

(A) 2008 Connection Fees.

Cost per Gallon of Capacity	Inside City	Towns County
Water	\$ 4.83	\$ 6.04
Sewer	\$14.49	\$18.11
Total	\$19.32	\$24.15
		<u>North Carolina</u>
Water		\$6.34
Sewer		\$19.02
Total		\$25.35

(B) 2008 Presumed Flow Rates by Land Use for use in Calculation of 2008 Connection Fees.

CITY OF HIAWASSEE
 2008 Presumed Flow Rates by Land Use
 For Use in Calculation of 2008 Connection Fees

Land Use	Per Units Presumed	
		Flow
Apartments		Unit 270 (Note 1)
Auditorium, Food not Included	person, max capacity	10
Bar, Food not Included	Seat	50
Beauty/Barber Shop	Wet Chair	125
Bowling Alley, Food not Included	Lane	125
Campgrounds	Space	175
Carwash	Bay	750 (Note 2)
Church	Sanctuary Seat	5
Coin Laundry	Machine	400 (Note 2)
Commercial Laundry	Machine	640 (Note 2)
Country Club, Food not Included	1000 sq ft	100
Hospital	Bed	200
Hospital	Employee	25
Industrial, toilet waste and showers (Note 2)	Employee	35
Industrial, toilet waste only (Note 2)	Employee	25
Mobile Home Park	Space	270
Motel Hotel, Food not Included	Unit	100
Nursing Home	Bed	125
Nursing Home	Employee	25
Office, Food not Included	1000 sq ft	100
Picnic Area, Park	Visitor	10
Picnic Area, Park with Showers	Visitor	25
Police, Fire Station, Food Included	Resident Employee	75
Police, Fire Station, no Food	Day Employee	25
Residence Single Family, Condo, Townhomes	Unit	270
Rest Stop, Comfort Station	Employee	25
Rest Stop, Comfort Station	Visitor	5
Restaurant	Seat	50
Restaurant, East Food	Seat	30
Restaurant, 24 Hour Service	Seat	75
School	Student	12
School with Gym	Student	16
School with Cafeteria	Student	16
School with Gym and Cafeteria	Student	16
Service Station	Employee	(Note 3 & 4)
Stores, Shopping Center, Retail, Food not	1000 sq ft	100
Swimming Pool	Swimmer	(Note 3 & 4)
Theater, regular, employees included	Seat	5
Warehouse	1000 sq ft	50

The Above Schedule is presumed to be the normal rate flows. However, in the event that actual flows are available or flow calculations can be made by Professional Engineers, the City may enter into a Utility Services Agreement whereby the presumed flow and resulting Connection Fees charged may be reduced. In said event, actual usage may be monitored after completion of the facility and resulting land use and loss revenue (connection fees) may be recaptured and billed based on actual flow verses presumed flow.

Said Service Agreements shall be based on the following conditions:

1. For Apartments, Independent Living, Elderly Facilities, Nursing Homes, Flow may be based on calculation by a Professional Engineer or actual experience with duplicate or similar projects.
2. For car washes and laundries where water saver or recycle devices are used, flow may be based on calculations by a professional Engineer.
3. For industrial uses, process flow may be based on a Professional Engineer's calculations.
4. For services stations, swimming pools, or other uses not covered by this chart, flows to be based on a Professional Engineer's calculations. Said Calculations are to include a peaking factor and allowances for inflow and infiltrations and must be approved by the City Engineers.
5. Fast food is defined as an establishment that provides food services to customers in containers that are disposed of after use (paper, plastic, etc.).
6. Restaurants are defined as any establishment that provides food service to customers with dinnerware that requires washing in order to be used more than once.
7. When an office is included in a warehouse and is less than 25% total space, than fees are calculated with the office space as 25%. For office space greater than 25% total space, then fees are calculated for actual office area.

C) 2008 Cost for Water Meters.

The Cost of a water meter is not included in the Connection Fee. New water customers will also pay the following fee which included the cost of a water meter, related hardware, vault and labor.

¾ inch meter -	\$500.00; and
1 inch meter -	\$750.00.

All meters greater than 1 inch are to be installed by the customer at the customers cost pursuant to city specifications and approved engineering.

D) Annual Inflation Adjustment.

The above Usage Rates and Connection Fees shall be increased annually on the first day of the City Fiscal Year (July 1) by a factor of two and one-half percent (2.5%). This increase shall occur without further action by the City Council unless the City Council adopts a Resolution tolling said increase for any one year period. Said tolling resolution shall be adopted prior to the new fiscal year and no later than on June 1 of each year.

Ordinance First Reading on June 3, 2008.


FIRST READING APPROVED:



JANET ALLEN, COUNCILMAN



HOWARD CUNNINGHAM, COUNCILMAN



ANNIE JOHNSON, COUNCILMAN



PENNY RUNION, COUNCILMAN

JAY CHASTAIN, JR.

First Reading Certified by: 

Wylene White, City Clerk

(CITY SEAL)

SECTION 5. EFFECTIVE DATE, TIME FOR APPLICATION OF NEW RATES.

This 2008 Ordinance shall become effective from and after the adoption of this ordinance by the City Council of the City of Hiwassee upon its second reading. Connection Fees and Presumed Flows Schedules shall be effective July 1, 2008.

Notwithstanding any provision to the contrary contained herein, the water and sewer usage rates established herein shall apply to all water and sewer usage beginning on August 1, 2008. The new usage rates shall appear on the City Customer Billing Statement in September 2008 for water and sewer usage during the month of August 2008.

SECOND READING AND ADOPTION on July 1, 2008:




JANET ALLEN, COUNCILMAN




HOWARD CUNNINGHAM, COUNCILMAN



ANNIE JOHNSON, COUNCILMAN



PENNY RUNYON, COUNCILMAN



JAY CHASTAIN, JR.

Second Reading and Adoption Certified on July 1, 2008.

Certified By: Wynne White

(City Seal)